
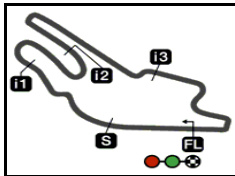


Le Mans

Results and timing service provided by  TISSOT

MotoGP




4185 m.

HJC HELMETS GRAND PRIX DE FRANCE

Qualifying Results

20A

	Rider	Nation	Team	Motorcycle	Time	Lap	Total	Gap	Top Speed
1	25 Maverick VIÑALES	SPA	Movistar Yamaha MotoGP	YAMAHA	Q2 1'31.994	7	8		303.0
2	46 Valentino ROSSI	ITA	Movistar Yamaha MotoGP	YAMAHA	Q2 1'32.100	8	8	0.106 0.106	302.1
3	5 Johann ZARCO	FRA	Monster Yamaha Tech 3	YAMAHA	Q2 1'32.229	6	6	0.235 0.129	300.0
4	35 Cal CRUTCHLOW	GBR	LCR Honda	HONDA	Q2 1'32.300	8	8	0.306 0.071	302.9
5	93 Marc MARQUEZ	SPA	Repsol Honda Team	HONDA	Q2 1'32.493	8	9	0.499 0.193	300.6
6	4 Andrea DOVIZIOSO	ITA	Ducati Team	DUCATI	Q2 1'32.726	7	7	0.732 0.233	307.5
7	45 Scott REDDING	GBR	OCTO Pramac Racing	DUCATI	Q2 1'33.119	3	7	1.125 0.393	306.6
8	44 PoI ESPARGARO	SPA	Red Bull KTM Factory Racing	KTM	Q2 1'33.399	7	7	1.405 0.280	302.4
9	17 Karel ABRAHAM	CZE	Pull&Bear Aspar Team	DUCATI	Q2 1'33.517	8	8	1.523 0.118	303.7
10	38 Bradley SMITH	GBR	Red Bull KTM Factory Racing	KTM	Q2 1'33.629	4	9	1.635 0.112	296.4
11	43 Jack MILLER	AUS	EG 0,0 Marc VDS	HONDA	Q2 1'33.756	3	5	1.762 0.127	299.3
12	76 Loris BAZ	FRA	Reale Avintia Racing	DUCATI	Q2 1'33.955	3	5	1.961 0.199	298.8
13	26 Dani PEDROSA	SPA	Repsol Honda Team	HONDA	Q1 1'32.415	7	9 (*)	0.117	305.2
14	19 Alvaro BAUTISTA	SPA	Pull&Bear Aspar Team	DUCATI	Q1 1'32.484	8	9 (*)	0.186 0.069	305.8
15	94 Jonas FOLGER	GER	Monster Yamaha Tech 3	YAMAHA	Q1 1'32.695	8	8 (*)	0.397 0.211	302.3
16	99 Jorge LORENZO	SPA	Ducati Team	DUCATI	Q1 1'32.830	7	8 (*)	0.532 0.135	305.3
17	29 Andrea IANNONE	ITA	Team SUZUKI ECSTAR	SUZUKI	Q1 1'32.844	8	9 (*)	0.546 0.014	304.3
18	41 Aleix ESPARGARO	SPA	Aprilia Racing Team Gresini	APRILIA	Q1 1'33.187	4	6 (*)	0.889 0.343	300.8
19	9 Danilo PETRUCCI	ITA	OCTO Pramac Racing	DUCATI	Q1 1'33.231	7	7 (*)	0.933 0.044	303.0
20	8 Hector BARBERA	SPA	Reale Avintia Racing	DUCATI	Q1 1'33.233	8	8 (*)	0.935 0.002	311.3
21	22 Sam LOWES	GBR	Aprilia Racing Team Gresini	APRILIA	Q1 1'33.817	8	8 (*)	1.519 0.584	296.7
22	53 Tito RABAT	SPA	EG 0,0 Marc VDS	HONDA	Q1 1'33.875	4	8 (*)	1.577 0.058	303.3
23	50 Sylvain GUINTOLI	FRA	Team SUZUKI ECSTAR	SUZUKI	Q1 1'34.082	8	8 (*)	1.784 0.207	303.6

* Gap with the fastest rider in the Q1 session.

Pole Position:		Maverick VIÑALES	1'31.994	163.7 Km/h
Q1 Best Lap:	Lap 8	Andrea DOVIZIOSO	(*) 1'32.298	163.2 Km/h
Circuit Record Lap:	2015	Valentino ROSSI	1'32.879	162.2 Km/h
Circuit Best Lap:	2016	Jorge LORENZO	1'31.975	163.8 Km/h

The results are provisional until the end of the limit for protest and appeals.

Time limit for protest expires 60' after publication of the results - Mr. Time:

These data/results cannot be reproduced, stored and/or transmitted in whole or in part by any manner of electronic, mechanical, photocopying, recording, broadcasting or otherwise now known or herein after developed without the previous express consent by the copyright owner, except for reproduction in daily press and regular printed publications on sale to the public within 60 days of the event related to those data/results and always provided that copyright symbol appears together as follows below.

© DORNA, 2017

Official MotoGP Timing by TISSOT
www.motogp.com

Le Mans, Saturday, May 20, 2017

